


# COAT OF ARMS Project

Design your own Coat of arms. Choose your style:

1. You are a knight or lord of the Middle Ages OR
2. Design a Coat for you and your family TODAY!

**You must also write a PARAGRAPH on the back describing your Coat.** Coat should be on 8 1/2 x 11 paper or larger. **It is due on MONDAY, APRIL 24!**

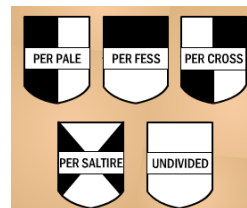


1. Choose the design of your **SHIELD**.



2. Choose the **PATTERN** for the inside of your shield.

There are MANY designs...check the web site listed below.




3. Choose the **COLORS** for your shield and patterns.

**GOLD or YELLOW** = generosity; elevation of the mind  
**SILVER or WHITE** = peace and sincerity  
**RED** = warrior or martyr; military strength  
**BLUE** = truth and loyalty  
**GREEN** = hope, joy, loyalty to love

**BLACK** = grief; constancy  
**PURPLE** = royal majesty; sovereignty; justice  
**ORANGE** = worthy, ambitious  
**MAROON** = patience in battle, yet victorious

4. Choose the **HELM** and/or **CREST** for your coat.

This goes on TOP of your shield.



5. Choose the **SUPPORTER** and/or **MANTLE** for your coat.

This goes on each side of your coat. You can check the web site for many examples.



6. Choose the **MOTTO** and **BOTTOM SEAL** for your coat.

This goes underneath your coat. You could use a motto from a web site or write your own. It could also include your name!



On the back of this sheet, **SKETCH OUT YOUR DESIGN** and show to the teacher if you want to choose some shields that we already have. Of course, you can design your own.

**Go to the "C10-C11 Middle Ages" page on DrNeufeld.com and scroll down to "Coat of Arms" to find more web sites to use for this assignment.**